

Stand Up, Stand Up for Jesus

Text: George Duffield, Jr.
Original Music: George J. Webb
This Arrangement: Jefferson W. Crane

With a military cadence feel.

♩ = 120

Piano

1. Stand up, stand up for Je - sus, Ye
2. Stand up, stand up for Je - sus, The

sol - diers of the cross, Lift high His roy - al
trum - pet call o - bey; Forth to the migh - ty

NOTE: With the purchase of this musical arrangement (which is based on an otherwise public domain song), you are granted permission to make the appropriate quantity of copies of this arrangement for use by your musicians for congregational worship and singing only. All other uses of this song require permission from the arranger.

Original Text & Music is in the Public Domain
This Arrangement Copyright © 2000, Jefferson W. Crane
Visit our web site for more music: <http://birdnote.com>

10

ban - ner, It must not suf - fer loss; From
con - flict In this His glo - rious day, Ye

D A/C# A

13

vic - t'ry un - to vic - t'ry His ar - my shall He
that are men, now serve Him A gainst un - num - bered

E² A D A/D D Bmin/D

16

lead, Till ev - ery foe is
foes; Let cour - age rise with

A/E E A

18

van - quished And Christ is Lord in - deed. Stand
dan - ger, And strength to strength op - pose.

Optional 1.

End Military Cadence

D² A/C# A

21

2.

deed.

End Military Cadence

A A D²

24

2. Stand up, stand up for
3. Stand up, stand up for

A D² E A

27

Je - sus, The trum-pet call o - bey; Forth
Je - sus, Stand in His strength a - lone; The

D² A/C# E²

30

to the migh - ty con - flict In this His glo - rious
arm of flesh will fail you Ye dare not trust your

A D A/C# A/E E

38

cour - age rise with dan - ger, And
 du - ty calls, or dan - ger, Be

A² D²

40

strength to strength op - pose.
 nev - er want - ing there.

A/C# A/E E² A

43

D² Bmin/E B^b

45

4. Stand up, stand up for Je - sus, The

Chord symbols: $E\flat^2/F$, F^7 , $B\flat$, $E\flat$

48

strife will not be long; This day the noise of

Chord symbols: $B\flat/D$, F^2 , $B\flat$

51

bat - tle, The next, the vic - tor's song; To

Chord symbols: $E\flat$, $B\flat/D$, $B\flat/F$, F , $B\flat^2$

54

him who o - ver - com - eth A crown of life shall

F² Gmin⁷/B \flat B \flat E \flat B \flat /F E \flat /G F²/G

57

be; He with the King of glo - ry Shall

B \flat /F F B \flat E \flat

60

reign e - ter - nal - ly. To him who o - ver -

B \flat /D B \flat F⁷/B \flat B \flat F²

63

com - eth A crown of life shall be; He

B \flat E \flat Gmin⁷/F Cmin/G F²/G B \flat /F F

66

with the King of glo - ry Shall reign e - ter - nal -

B \flat ² B \flat E \flat ² B \flat /D B \flat ²/D B \flat /F F

70

ly.

B \flat E \flat ² B \flat E \flat ² B \flat

Stand Up, Stand Up for Jesus

Text: George Duffield, Jr.
Original Music: George J. Webb
This Arrangement: Jefferson W. Crane

With a military cadence feel.

♩ = 120 A D² D⁶ A D² B_{sus}⁴/E

Vox

1. Stand
2. Stand

5 A D² A/C#

up, stand up for Je - sus, Ye sol - diers of the
up, stand up for Je - sus, The trum - pet call o -

8 E A D

cross, Lift high His roy - al ban - ner, It
bey; Forth to the migh - ty con - flict In

11 A/C# A E²

must not suf - fer loss; From vic - t'ry un - to
this His glo - rious day, Ye that are men, now

NOTE: With the purchase of this musical arrangement (which is based on an otherwise public domain song), you are granted permission to make the appropriate quantity of copies of this arrangement for use by your musicians for congregational worship and singing only. All other uses of this song require permission from the arranger.

Original Text & Music is in the Public Domain
This Arrangement Copyright © 2000, Jefferson W. Crane
Visit our web-site for more music: <http://birdnote.com>

14 A D A/D D Bmin/D A/E E

vic - t'ry His ar - my shall He lead, Till
serve Him A - gainst un - num - bered foes; Let

17 A D² A/C#

ev - ery foe is van - quished And Christ is Lord in -
cour - age rise with dan - ger, And strength to strength op -

Optional 1. 2.

20 A A A D² A

deed. Stand deed. *End Military Cadence*
pose.

25 D² E A D²

2. Stand up, stand up for Je - sus, The
3. Stand up, stand up for Je - sus, Stand

28 A/C# E² A

trum - pet call o - bey; Forth to the migh - ty
in His strength a - lone; The arm of flesh will

31 D A/C# A/E E A

con - flict In this His glo - rious day, Ye
fail you Ye dare not trust your own; Put

34 E A D A/D D Bmin

that are men, now serve Him A - gainst un - num - bered
on the gos - pel ar - mor, Each piece put on with

37 A/E E A² D²

foes; Let cour - age rise with dan - ger, And
prayer; Where du - ty calls, or dan - ger, Be

40

A/C# A/E E² A D² Bmin/E B \flat

strength to strength op -pose.
nev - er want - ing there.

45

E \flat ²/F F⁷ B \flat E \flat

4. Stand up, stand up for Je - sus, The

48

B \flat /D F² B \flat

strife will not be long; This day the noise of

51

E \flat B \flat /D B \flat /F F B \flat ²

bat - tle, The next, the vic - tor's song; To

54 F² Gmin⁷/B^b B^b E^b B^b/F E^b/G F²/G

him who o - ver - com - eth A crown of life shall

57 B^b/F F B^b E^b

be; He with the King of glo - ry Shall

60 B^b/D B^b B^b F⁷/B^b F²

reign e - ter - nal - ly. To him who o - ver -

63 B^b E^b Gmin⁷/F Cmin/G F²/G

com - eth A crown of life shall

65 $B\flat/F$ F $B\flat^2$ $B\flat$

be; He with the King of

67 $E\flat^2$ $B\flat/D$ $B\flat^2/D$ $B\flat/F$

glo - ry Shall reign e - ter - nal -

70 $B\flat$ F $E\flat^2$ $B\flat$

ly.

73 $E\flat^2$ $B\flat$

Stand Up, Stand Up for Jesus

Men's 3-Part Harmonies (T, B-Melody, B)

Text: George Duffield, Jr.
Original Music: George J. Webb
This Arrangement: Jefferson W. Crane

With a military cadence feel.

$\text{♩} = 120$ G C² C⁶ G C²

Vox

1. Stand
2. Stand

5 G C² G/B

up, stand up for Je - sus, Ye sol - diers of the
up, stand up for Je - sus, The trum - pet call o -

8 D G C

cross, Lift high His roy - al ban - ner, It
bey; Forth to the migh - ty con - flict In

11 G/B G D²

must not suf - fer loss; From vic - t'ry un - to
this His glo - rious day, Ye that are men, now

NOTE: With the purchase of this musical arrangement (which is based on an otherwise public domain song), you are granted permission to make the appropriate quantity of copies of this arrangement for use by your musicians for congregational worship and singing only. All other uses of this song require permission from the arranger.

14 G C G/C C Amin/C G/D D

vic - tory His ar - my shall He lead, Till
serve Him A - gainst un - num - bered foes; Let

17 G C² G/B

ev - ery foe is van - quished And Christ is Lord in -
cour - age rise with dan - ger, And strength to strength op -

Optional 1. 2.

20 G G G C² G

deed. Stand deed. *End Military Cadence*
pose.

25 C² D G C²

2. Stand up, stand up for Je - sus, The
3. Stand up, stand up for Je - sus, Stand

28 G D² G

trum - pet call o - bey; Forth to the migh - ty
in His strength a - lone; The arm of flesh will

31 C G G

con - flict In this His glo - rious day, Ye
fail you Ye dare not trust your own; Put

34 D G C G/C C Amin

that are men, now serve Him A - gainst un - num - bered
on the gos - pel ar - mor, Each piece put on with

37 G/D D G² C²

foes; Let cour - age rise with dan - ger, And
prayer; Where du - ty calls, or dan - ger, Be

40 G G G C² Amin/D A \flat

strength to strength op - pose.
nev - er want - ing there.

45 D \flat ²/E \flat E \flat ⁷ A \flat D \flat A \flat /C

4. Stand up, stand up for Je - sus, The strife will not be

49 E \flat ² A \flat D \flat A \flat /C

long; This day the noise of bat - tle, The next, the vic - tor's

53 A \flat ² E \flat ² A \flat

song; To him who o - ver - com - eth A

56 D \flat A \flat /D \flat D \flat B \flat min/D \flat A \flat /E \flat E \flat A \flat

crown of life shall be; He with the King of

59 D \flat A \flat /C A \flat E \flat ²

glo - ry Shall reign e - ter - nal - ly. To him who o - ver -

63 A \flat D \flat A \flat /D \flat B \flat min/D \flat A \flat /E \flat E \flat

com - eth A crown of life shall be; He

66 A \flat ² A \flat D \flat ² A \flat /C A \flat ²/C A \flat /E \flat

with the King of glo - ry Shall reign e - ter - nal -

70 A \flat D \flat ² A \flat D \flat ² A \flat

ly.



Birdnote Music

A word about Birdnote organ parts

When you first distribute a Birdnote hymn arrangement, your organist may look at you quizzically and question the organ part as printed. That is likely because Birdnote organ parts are not typical "organ music."

As is the case with many other church organists, your organist quite possibly learned that he or she should never have any "space" between the notes, or that all notes should always be connected. However, our organ parts are written to (1) complement the piano/keyboard and vocal parts and (2) work with a rhythm section. Thus Birdnote organ parts often include rests, staccatos, glissandos and other musical devices that are usually not used by the typical Sunday morning worship organist. However, rest assured that the part will work and that it will sound good provided you observe one basic "rule of thumb."

The key to help the organ part sound good is to make sure that the organ part is heard "in the mix" during your worship services. In other words, make sure your organist doesn't overpower the other instrumental and vocal parts or else the music will quite possibly sound strange.

Additionally, if you have a synthesizer instead of an organ, the organ parts will work for your worship situation as well.

May God bless you as you bless Him in your worship services!

Stand Up, Stand Up for Jesus

Text: George Duffield, Jr.

Original Music: George J. Webb

This Arrangement: Jefferson W. Crane

With a military cadence feel.

1 $\bullet = 120$

Vox

Organ

4

1. Stand up, stand up for Je - sus, Ye
2. Stand up, stand up for Je - sus, The

First time only

7

sol - diers of the cross, Lift high His roy - al
trum - pet call o - bey; Forth to the migh - ty

NOTE: With the purchase of this musical arrangement (which is based on an otherwise public domain song), you are granted permission to make the appropriate quantity of copies of this arrangement for use by your musicians for congregational worship and singing only. All other uses of this song require permission from the arranger.

Original Text & Music is in the Public Domain
This Arrangement Copyright © 2000, Jefferson W. Crane
Visit our web site for more music: <http://birdnote.com>


10



ban - ner, It must not suf - fer loss; From
con - flict In this His glo - rious day, Ye

Piano accompaniment for measures 10-12. The right hand plays chords and moving lines, while the left hand plays a simple bass line. Measure 10 has a quarter rest in the right hand and a half note G2 in the left hand. Measure 11 has a quarter rest in the right hand and a half note G2 in the left hand. Measure 12 has a quarter rest in the right hand and a half note G2 in the left hand.

13



vic - t'ry un - to vic - t'ry His ar - my shall He
that are men, now serve Him A - gainst un - num - bered

Piano accompaniment for measures 13-15. The right hand plays chords and moving lines, while the left hand plays a simple bass line. Measure 13 has a quarter rest in the right hand and a half note G2 in the left hand. Measure 14 has a quarter rest in the right hand and a half note G2 in the left hand. Measure 15 has a quarter rest in the right hand and a half note G2 in the left hand.

16



lead, Till ev - ery foe is van - quished And
foes; Let cour - age rise with dan - ger, And

Piano accompaniment for measures 16-18. The right hand plays chords and moving lines, while the left hand plays a simple bass line. Measure 16 has a quarter rest in the right hand and a half note G2 in the left hand. Measure 17 has a quarter rest in the right hand and a half note G2 in the left hand. Measure 18 has a quarter rest in the right hand and a half note G2 in the left hand.

19

Optional 1. 2.

Christ is Lord in - deed. Stand deed.
strength to strength op - pose.

Detailed description: This block contains the musical notation for measure 19. It features a vocal line in treble clef with a key signature of three sharps (F#, C#, G#) and a piano accompaniment in bass clef. The piano part consists of chords and single notes. The vocal line has two options: 'Optional 1.' and '2.'. The lyrics are: 'Christ is Lord in - deed. Stand deed. strength to strength op - pose.'

22


Detailed description: This block contains the musical notation for measure 22. It features a vocal line in treble clef with a key signature of three sharps (F#, C#, G#) and a piano accompaniment in bass clef. The piano part consists of chords and single notes. The vocal line is mostly rests.

25


2. Stand up, stand up for Je - sus, The
3. Stand up, stand up for Je - sus, Stand

Detailed description: This block contains the musical notation for measure 25. It features a vocal line in treble clef with a key signature of three sharps (F#, C#, G#) and a piano accompaniment in bass clef. The piano part consists of chords and single notes. The vocal line has two options: '2. Stand up, stand up for Je - sus, The' and '3. Stand up, stand up for Je - sus, Stand'.

28



trum-pet call o - bey; Forth to the migh - ty
 in His strength a - lone; The arm of flesh will




31




con - flict In this His glo - rious day, Ye
 fail you Ye dare not trust your own; Put



34




that are men, now serve Him A - gainst un - num - bered
 on the gos - pel ar - mor, Each piece put on with




37




foes; Let cour - age rise with dan - ger, And
 prayer; Where du - ty calls, or dan - ger, Be



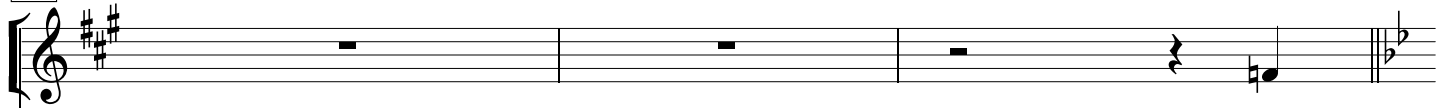
40



strength to strength op - pose.
 nev - er want - ing there.




43




4.Stand



46



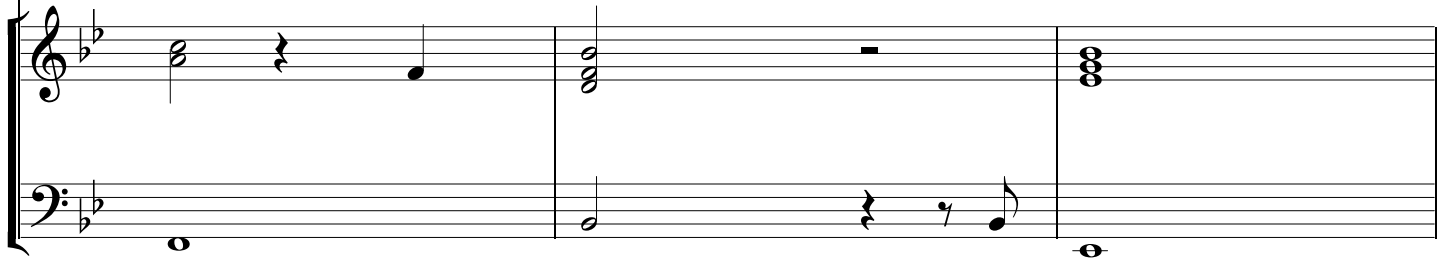
up, stand up for Je - sus, The strife will not be



49




long; This day the noise of bat - tle, The



52




next, the vic - tor's song; To him who o - ver -



55




com - eth A crown of life shall be; He



58



with the King of glo - ry Shall reign e - ter - nal -



61



ly. To him who o - ver - com - eth A



64

64

crown of life shall be; He with the King of

65

66

This system contains three measures of music. The vocal line (treble clef) has a key signature of two flats and a common time signature. The lyrics are: "crown of life shall be; He with the King of". The piano accompaniment consists of a right-hand part (treble clef) and a left-hand part (bass clef). Measure 64 shows the vocal line starting with a quarter note, followed by a quarter rest, a quarter note, and a quarter note. The piano accompaniment features chords in the right hand and a simple bass line in the left hand.

67

67

glo - ry Shall reign e - ter - nal - ly.

68

69

70

This system contains four measures of music. The vocal line (treble clef) has a key signature of two flats and a common time signature. The lyrics are: "glo - ry Shall reign e - ter - nal - ly.". The piano accompaniment consists of a right-hand part (treble clef) and a left-hand part (bass clef). Measure 67 shows the vocal line starting with a quarter note, followed by a quarter rest, a quarter note, and a quarter note. The piano accompaniment features chords in the right hand and a simple bass line in the left hand.

71

71

72

73

74

This system contains four measures of music. The vocal line (treble clef) has a key signature of two flats and a common time signature. The piano accompaniment consists of a right-hand part (treble clef) and a left-hand part (bass clef). Measure 71 shows the vocal line with a whole rest. The piano accompaniment features chords in the right hand and a simple bass line in the left hand.

Stand Up, Stand Up for Jesus

Text: George Duffield, Jr.

Original Music: George J. Webb

This Arrangement: Jefferson W. Crane

With a military cadence feel.

1 $\text{♩} = 120$

1.Stand
2.Stand

A D² D⁶ A D² B^{sus} 4/E

5

up, stand up for Je - sus, Ye sol - diers of the
up, stand up for Je - sus, The trum - pet call o -

First time only

A D² A/C#

8

cross, Lift high His roy - al ban - ner, It
 bey; Forth to the migh - ty con - flict In

E A D

11

must not suf - fer loss; From vic - t'ry un - to
 this His glo - rious day, Ye that are men, now

A/C# A E²

14

vic - t'ry His ar - my shall He lead, Till
 serve Him A - gainst un - num - bered foes; Let

A D A/D D Bmin/D A/E E

17

ev - ery foe is van - quished And Christ is Lord in -
 cour - age rise with dan - ger, And strength to strengthop -

A D² A/C#

26

up, stand up for Je - sus, The trum - pet call o -
 up, stand up for Je - sus, Stand in His strength a -

A D² A/C#

29

bey; Forth to the migh - ty con - flict In
 lone; The arm of flesh will fail you Ye

E² A D

32

this His glo - rious day, Ye that are men, now
 dare not trust your own; Put on the gos - pel

A/C# A/E E A E

35

serve Him A - gainst un - num - bered foes; Let
 ar - mor, Each piece put on with prayer; Where

A D A/D D Bmin A/E E

38

Measures 38-40 of the vocal and bass staves. The vocal line includes the lyrics: "cour - age rise with dan - ger, And strength to strengthop - du - ty calls, or dan - ger, Be nev - er want - ing". The bass line provides a harmonic accompaniment.

Piano accompaniment for measures 38-40, featuring chords and melodic lines in both the right and left hands.

Piano accompaniment for measures 41-43, including chord labels: A², D², A/C#, A/E, and E².

41

Measures 41-43 of the vocal and bass staves. The vocal line includes the lyrics: "pose. there.". The bass line provides a harmonic accompaniment.

Piano accompaniment for measures 41-43, featuring chords and melodic lines in both the right and left hands.

Piano accompaniment for measures 44-46, including chord labels: A, D², and Bmin/E.

44

4. Stand up, stand up for

Musical notation for measures 44-46, including vocal line and piano accompaniment.

Musical notation for measures 47-49, including vocal line and piano accompaniment.

Piano accompaniment for measures 44-46, including chord symbols: Bb, Eb 2/F, F7, Bb.

47

Je - sus, The strife will not be long; This day the noise of

Musical notation for measures 47-49, including vocal line and piano accompaniment.

Musical notation for measures 50-52, including vocal line and piano accompaniment.

Piano accompaniment for measures 47-49, including chord symbols: Eb, Bb/D, F2, Bb.

51

bat - tle, The next, the vic - tor's song; To him who o - ver -

E \flat B \flat / D B \flat / F F B \flat ² F²

55

com - eth A crown of life shall be; He

G min⁷ / B \flat B \flat E \flat B \flat / F E \flat / G F² / G B \flat / F F

58

with the King of glo - ry Shall reign e - ter - nal -

B \flat E \flat B \flat /D B \flat F 7 /B \flat

61

ly. To him who o - ver - com - eth A

B \flat F 2 B \flat

64

crown of life shall be; He with the King of

E_b *Gmin⁷/F* *Cmin/G* *F²/G* *B_b/F* *F* *B_b²* *B_b*

67

glo - ry Shall reign e - ter - nal - ly.

E_b² *B_b/D* *B_b²/D* *B_b/F* *F* *B_b*

71

The musical score for 'Stand up, Stand Up for Jesus' begins at measure 71. It features three systems of staves. The first system consists of two blank vocal staves (treble and bass clef). The second system contains a vocal line with lyrics and a piano accompaniment. The piano part has a treble clef with a key signature of two flats and a bass clef. The third system includes a guitar accompaniment with a treble clef and a bass clef. The guitar part has a key signature of two flats and includes chord markings: Eb2, Bb, Eb2, and Bb. The score concludes with a double bar line.