

# To God Be the Glory

(Ab-A)

SATB, Piano, Chords

Lyrics: Fanny J. Crosby  
Original Music: William H. Doane  
This Arrangement: Jefferson W. Crane

Swing!

The musical score is arranged in three systems. The first system shows the piano accompaniment in 9/8 time with a tempo of quarter note = 98. The key signature has three flats (Bb, Eb, Ab). The piano part consists of a treble and bass staff. Above the treble staff, the chords F min7/Eb, G min7b5/Eb, and F min7/Ab are indicated. The second system contains the vocal line with three verses of lyrics: 1. To God be the glo - ry - great; 2. per - fect re - demp - tion, the; 3. things He hath taught us, great. The vocal line is in a single staff with a treble clef. The third system shows the piano accompaniment continuing, with chords Db2/Eb, Ab, and Ab/F indicated above the treble staff.

NOTE: With the purchase of this musical arrangement (which is based on an otherwise public domain song), you are granted permission to make the appropriate quantity of copies of this arrangement for use by your musicians for congregational worship and singing only. All other uses of this song require permission from the arranger.

For more information or additional music visit the Birdnote Music website at <http://birdnote.com>.

Copyright © 1998, 2000 Jefferson W. Crane

6

things He hath done! So loved He the  
 pur - chase of blood! To ev - 'ry be -  
 things He hath done, And great our re -

*Bb min7/Db* *Db<sup>6</sup>/9* *Bb min7/Db* *Ab<sup>6</sup>* *Db*

9

world that He gave us His Son, Who  
 liev - er the prom - ise of God; The  
 joic - ing thru Je - sus the Son; But

*Ab* *Db maj7/Bb* *Db<sup>6</sup>/Bb* *Eb*

12

yield - ed His life an a - tone - ment for  
 vil - est of - fen - der who tru - ly be -  
 pur - er and high - er and great - er will

Ab Fmin<sup>7</sup> Eb

15

sin And o - pened the Life - gate that  
 lieves, And That mo - ment from Je - sus a  
 be Our won - der our trans - port, when

Ab Dbmaj<sup>7</sup>/Ab Db<sup>9</sup> Db<sup>6</sup> Ab<sup>6</sup>/Eb Eb<sup>2</sup> Fmin/Eb

18

all may go in.  
 par - don re - ceives.  
 Je - sus we see.

F min<sup>7</sup>/E $\flat$

G min<sup>7</sup><sup>b</sup><sub>5</sub>/E $\flat$

A $\flat$

20

Praise the Lord, Praise the

D $\flat$ <sup>2</sup>/E $\flat$

A $\flat$

22

Lord, Let the earth hear His

F min<sup>7</sup>

F min<sup>7</sup>/D $\flat$

C min<sup>7</sup>/D $\flat$

A $\flat$ /D $\flat$

24

voice! Praise the Lord, Praise the Lord, Let the

E $\flat$  B $\flat$  min<sup>7</sup>/E $\flat$

27

peo - ple re - joice! O come to the

E $\flat$  / C E $\flat$  7 / C A $\flat$  2

30

Fa - ther thru Je - sus the Son, And

F min<sup>7</sup> B $\flat$  min<sup>7</sup>/D $\flat$  F min<sup>7</sup>/A $\flat$

33

give Him the glo - ry - great

Chord Chart:  
 Db<sup>9</sup>    D<sup>b</sup>    B<sup>b</sup> min/D<sup>b</sup>    F min<sup>7</sup>/E<sup>b</sup>    E<sup>b</sup> <sup>2</sup>    A<sup>b</sup>/E<sup>b</sup>

35

things He hath done!      2. O done!  
 3. Great

Repeat Ending      Song Ending

Chord Chart:  
 F min<sup>7</sup>/E<sup>b</sup>    E dim<sup>7</sup>/E<sup>b</sup>    A<sup>b</sup>    D<sup>b</sup> <sup>2</sup>/E<sup>b</sup>    A<sup>b</sup>

39

Optional Modulation

done! 3. Great things He hath

Ab Db<sup>2</sup>/Eb D<sup>2</sup>/E A

This system contains measures 39 through 42. It features a vocal line with lyrics and a piano accompaniment. The piano part includes chord symbols: Ab, Db<sup>2</sup>/Eb, D<sup>2</sup>/E, and A. The key signature changes from Ab major to A major during the optional modulation.

43

taught us, great things He hath done, And

A/F# Bmin<sup>7</sup>/D D<sup>6</sup> Bmin<sup>7</sup>/D A<sup>6</sup>

This system contains measures 43 through 45. The vocal line continues with the lyrics. The piano accompaniment includes chord symbols: A/F#, Bmin<sup>7</sup>/D, D<sup>6</sup>, Bmin<sup>7</sup>/D, and A<sup>6</sup>.

46

great our re - joic - ing thru Je - sus the

D A Dmaj<sup>7</sup>/B D<sup>6</sup>/B

This system contains measures 46 through 48. The vocal line continues with the lyrics. The piano accompaniment includes chord symbols: D, A, Dmaj<sup>7</sup>/B, and D<sup>6</sup>/B.

49

Son; But pur - er and high - er and

E A F# min<sup>7</sup>

52

great - er will be Our won - der our

E A Dmaj<sup>7</sup>/A D<sup>9</sup> D D<sup>6</sup>

55

trans - port, when Je - sus we see.

F# min<sup>7</sup>/E E<sup>2</sup> F# min/E F# min<sup>7</sup>/E G# min<sup>7</sup><sup>b5</sup>/E A

58



Praise the Lord, Praise the Lord, Let the

D<sup>2</sup>/E A F#min<sup>7</sup>

61

earth hear His voice! Praise the Lord, Praise the

F#min<sup>7</sup>/D C#min<sup>7</sup>/D A/D E Bmin<sup>7</sup>/E

64

Lord, Let the peo - ple re - jice! O

E/C# E<sup>7</sup>/C# A<sup>2</sup>

67

come to the Fa - ther thru Je - sus the

F#min7 Bmin7/D

70

Son, And give Him the glo - ry - great

F#min7/A D9 D Bmin/D F#min7/E E2 A/E

73

things He hath done! done!

F#min7/E Fdim7/E A A

Opt. Chorus Repeat D.S. al Fine Song Ending

# To God Be the Glory

SATB, Chords

(Ab-A)

Lyrics: Fanny J. Crosby  
Original Music: William H. Doane  
This Arrangement: Jefferson W. Crane

Swing!

♩ = 98

F min<sup>7</sup>/E<sub>b</sub>

G min<sup>7</sup><sup>b</sup><sub>5</sub>/E<sub>b</sub>

F min<sup>7</sup>/A<sub>b</sub>

SA

TB

3

D<sub>b</sub><sup>2</sup>/E<sub>b</sub>

A<sub>b</sub>

A<sub>b</sub>/F

1. To God be the glo - ry - great  
2. per - fect re - demp - tion, the  
3. things He hath taught us, great

6

B<sub>b</sub> min<sup>7</sup>/D<sub>b</sub>

D<sub>b</sub><sup>6</sup>

B<sub>b</sub> min<sup>7</sup>/D<sub>b</sub>

A<sub>b</sub><sup>6</sup>

D<sub>b</sub>

things He hath done! So loved He the  
pur - chase of blood! To ev - 'ry be -  
things He hath done, And great our re -

9

A<sub>b</sub>

D<sub>b</sub> maj<sup>7</sup>/B<sub>b</sub>

D<sub>b</sub><sup>6</sup>/B<sub>b</sub>

E<sub>b</sub>

world that He gave us His Son, Who  
liev - er the prom - ise of God; The  
joic - ing thru Je - sus the Son; But

NOTE: With the purchase of this musical arrangement (which is based on an otherwise public domain song), you are granted permission to make the appropriate quantity of copies of this arrangement for use by your musicians for congregational worship and singing only. All other uses of this song require permission from the arranger.

For more information or additional music visit the Birdnote Music website at <http://birdnote.com>.

Copyright © 1998, 2000 Jefferson W. Crane

12 Ab Fmin<sup>7</sup> Eb

yield - ed His life an a - tone - ment for  
vil - est of - fen - der who tru - ly be  
pur - er and high - er and great - er will

15 Ab Db maj<sup>7</sup>/Ab Db<sup>9</sup> Db Db<sup>6</sup> Ab<sup>6</sup>/Eb Eb<sup>2</sup> Fmin/Eb

sin And o - pened the Life - gate that  
lies, That mo - ment from Je - sus a  
be. Our won - der our trans - port, when

18 Fmin<sup>7</sup>/Eb Gmin<sup>7b5</sup>/Eb Ab Db<sup>2</sup>/Eb

all may go in. Praise the  
par - don don re eeives.  
Je - sus we see.

21 Ab Fmin<sup>7</sup> Fmin<sup>7</sup>/Db Cmin<sup>7</sup>/Db Ab/Db

Lord, Praisethe Lord, Let the earth hear His

24 Eb Bb min<sup>7</sup>/Eb Eb/C Eb<sup>7</sup>/C

voice! Praise the Lord, Praise the Lord, Let the peo - ple re -

28  $A\flat^2$   $F\text{min}^7$

joice! O come to the Fa - ther thru

31  $B\flat\text{min}^7/D\flat$   $F\text{min}^7/A\flat$   $D\flat^9$   $D\flat$   $B\flat\text{min}/D\flat$

Je - sus the Son, And give Him the

34  $F\text{min}^7/E\flat$   $E\flat^2$   $A\flat/E\flat$   $F\text{min}^7/E\flat$   $E\text{dim}^7/E\flat$

glo - ry- great things He hath

Repeat Ending	Song Ending		Optional Modulation	
$A\flat$	$D\flat^2/E\flat$	$A\flat$	$A\flat$	$D\flat^2/E\flat$

36

done! 2. O done! done! 3. Great

41  $D^2/E$   $A$   $A/F\sharp$

3. Great things He hath taught us, great

44 Bmin<sup>7</sup>/D D<sub>9</sub><sup>6</sup> Bmin<sup>7</sup>/D A<sup>6</sup> D

things He hath done, And great our re -

47 A Dmaj<sup>7</sup>/B D<sup>6</sup>/B E

joic - ing thru Je - sus the Son; But

50 A F#min<sup>7</sup> E

pur - er and high - er and great - er will

53 A Dmaj<sup>7</sup>/A D<sup>9</sup> D D<sup>6</sup>

be Our won - der our

55 F#min<sup>7</sup>/E E<sup>2</sup> F#min/E F#min<sup>7</sup>/E G#min<sup>7b5</sup>/E A

trans - port, when Je - sus we see.

58  $D^2/E$   $A$   $F\#min^7$

Praise the Lord, Praise the Lord, Let the

61  $F\#min^7/D$   $C\#min^7/D$   $A/D$   $E$   $Bmin^7/E$

earth hear His voice! Praisethe Lord, Praisethe Lord, Let the

65  $E/C\#$   $E^7/C\#$   $A^2$   $F\#min^7$


peo - ple re - jice! O come to the Fa - ther thru

69  $Bmin^7/D$   $F\#min^7/A$   $D^9$   $D$   $Bmin/D$

Je - sus the Son, And give Him the

72  $F\#min^7/E$   $E^2$   $A/E$   $F\#min^7/E$   $Fdim^7/E$   $A$   $D.S. al Fine$   $A$

glo - ry- great things He hath done! done!



## Birdnote Music

### A word about Birdnote organ parts

When you first distribute a Birdnote hymn arrangement, your organist may look at you quizzically and question the organ part as printed. That is likely because Birdnote organ parts are not typical "organ music."

As is the case with many other church organists, your organist quite possibly learned that he or she should never have any "space" between the notes, or that all notes should always be connected. However, our organ parts are written to (1) complement the piano/keyboard and vocal parts and (2) work with a rhythm section. Thus Birdnote organ parts often include rests, staccatos, glissandos and other musical devices that are usually not used by the typical Sunday morning worship organist. However, rest assured that the part will work and that it will sound good provided you observe one basic "rule of thumb."

The key to help the organ part sound good is to make sure that the organ part is heard "in the mix" during your worship services. In other words, make sure your organist doesn't overpower the other instrumental and vocal parts or else the music will quite possibly sound strange.

Additionally, if you have a synthesizer instead of an organ, the organ parts will work for your worship situation as well.

May God bless you as you bless Him in your worship services!

# To God Be the Glory

Melody, Organ


(Ab-A)

Lyrics: Fanny J. Crosby  
Original Music: William H. Doane  
This Arrangement: Jefferson W. Crane

Swing!

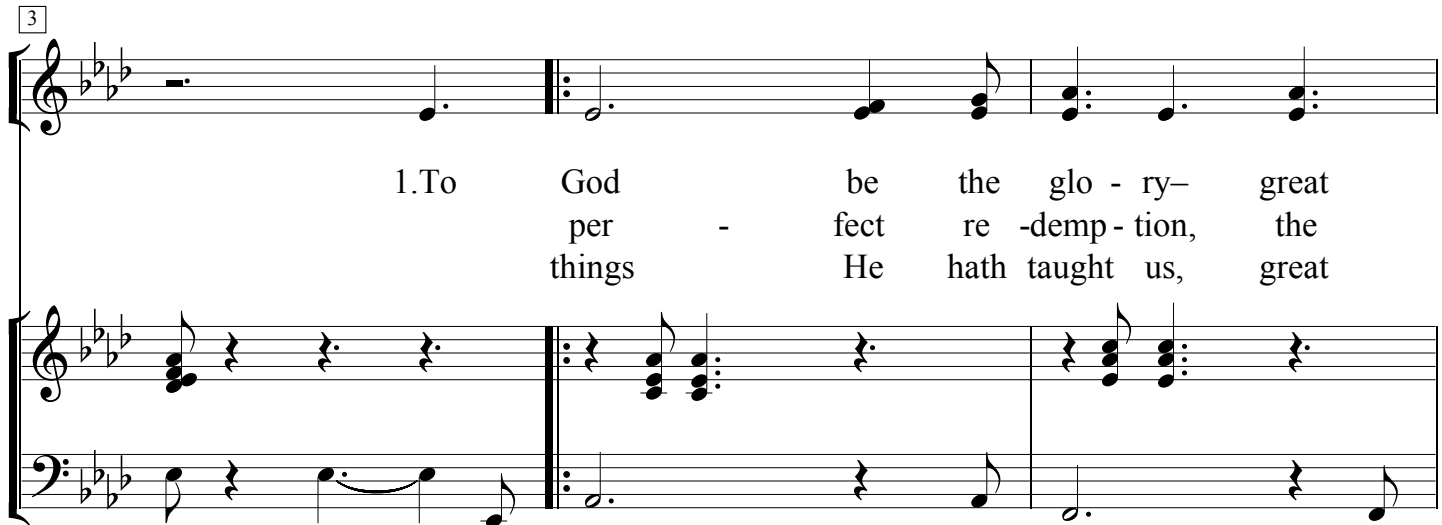
♩. = 98

Organ



Musical notation for the organ introduction, consisting of two staves (treble and bass clef) in 9/8 time. The key signature has four flats (Ab). The notation includes chords and melodic lines.

3



1. To God be the glo - ry - great  
per - fect re - demp - tion, the  
things He hath taught us, great

Musical notation for the first line of the song, including a vocal line and organ accompaniment. A measure rest of 3 measures is shown at the beginning.

6



things He hath done! So loved He the  
pur - chase of blood! To ev - 'ry be -  
things He hath done, And great our re -

Musical notation for the second line of the song, including a vocal line and organ accompaniment.

NOTE: With the purchase of this musical arrangement (which is based on an otherwise public domain song), you are granted permission to make the appropriate quantity of copies of this arrangement for use by your musicians for congregational worship and singing only. All other uses of this song require permission from the arranger.

For more information or additional music visit the Birdnote Music website at <http://birdnote.com>.

Copyright © 1998, 2000 Jefferson W. Crane

9

world that He gave us His Son, Who  
 liev - er the prom - ise of God; The  
 joic - ing thru Je - sus the Son; But

12

yield - ed His life an a - tone - ment for  
 vil - est of - fen - der who tru - ly be -  
 pur - er and high - er and great - er will

15

sin And o - pened the Life - gate that  
 lieves, That mo - ment from Je - sus a  
 be Our won - der our trans - port, when

18

all may go in. Praise the  
 par - don re - ceives.  
 Je - sus we see.

21

Lord, Praise the Lord, Let the earth hear His

24

voice! Praise the Lord, Praise the Lord, Let the

27

peo - ple re - joice! O come to the

Musical notation for measures 27-29, including vocal line and piano accompaniment.

30

Fa - ther thru Je - sus the Son, And

Musical notation for measures 30-32, including vocal line and piano accompaniment.

33

give Him the glo - ry - great things He hath

Musical notation for measures 33-35, including vocal line and piano accompaniment.

36

Repeat Ending

done!

2.O  
3.Great

Musical notation for measures 36-38, including vocal line and piano accompaniment.

38

Song Ending	Optional Modulation
-------------	---------------------

done! done!

41

Great things He hath

43

taught us, great things He hath

45

done, And great our re-joic-ing thru

48

Je - sus the Son; But pur - er and

51

high - er and great - er will

53

be Our won - der our

55

trans - port, when Je - sus we see.

58 

Praise the Lord, Praise the Lord, Let the

61 

earth hear His voice! Praise the Lord, Praise the

64 

Lord, Let the peo - ple re - jice! O

67 

come to the Fa - ther thru Je - sus the



Lord, Let the peo - ple re - jice! O



come to the Fa - ther thru Je - sus the



Lord, Let the peo - ple re - jice! O



come to the Fa - ther thru Je - sus the



Lord, Let the peo - ple re - jice! O



come to the Fa - ther thru Je - sus the



Lord, Let the peo - ple re - jice! O



come to the Fa - ther thru Je - sus the

70

Son, And give Him the

72

glo - ry - great things He hath

74

Opt. Chorus Repeat	D.S. al Fine	Song Ending
--------------------	--------------	-------------

done! done!